

Radical Cations

Deutsche Ausgabe: DOI: 10.1002/ange.201604619
Internationale Ausgabe: DOI: 10.1002/anie.201604619

Catalytic Carbocation Generation Enabled by the Mesolytic Cleavage of Alkoxyamine Radical Cations

Qilei Zhu, Emily C. Gentry, and Robert R. Knowles*

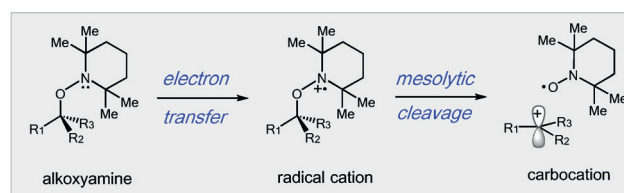
Abstract: A new catalytic method is described to access carbocation intermediates via the mesolytic cleavage of alkoxyamine radical cations. In this process, electron transfer between an excited state oxidant and a TEMPO-derived alkoxyamine substrate gives rise to a radical cation with a remarkably weak C–O bond. Spontaneous scission results in the formation of the stable nitroxyl radical TEMPO• as well as a reactive carbocation intermediate that can be intercepted by a wide range of nucleophiles. Notably, this process occurs under neutral conditions and at comparatively mild potentials, enabling catalytic cation generation in the presence of both acid sensitive and easily oxidized nucleophilic partners.

Though carbocations are classical intermediates in synthetic chemistry,^[1] their applications in complex target synthesis and asymmetric catalysis remain limited by the methods required for their generation. Conventional approaches rely on the use of either strong Lewis or Brønsted acids^[2] or stoichiometric silver reagents.^[3] In turn, these methods place restrictions on the scope of nucleophiles that can be successfully employed. More recently, facilitated ionization mediated by thioureas and other related hydrogen-bond donor catalysts have led to tremendous advances in asymmetric carbocation reactivity.^[4] However, unstabilized carbocations are often difficult to access using these methods. In light of these constraints, we reasoned that new catalytic methods for the generation of carbocations under neutral conditions might provide a significant synthetic benefit, and enable more extensive use of these versatile electrophiles in complex contexts. Herein we report a novel method for the catalytic generation of simple benzylic and tertiary alkyl carbocations based on the mesolytic cleavage of TEMPO-derived alkoxyamine radical cations and their efficient capture by a wide range of nucleophiles. The design, development, and mechanistic features of this procedure are described herein.

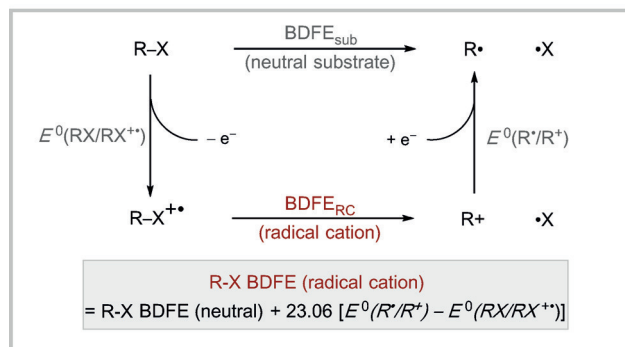
Our interest in the mesolytic cleavage of radical cations stems from the fact that bonds proximal to the unpaired electron in these intermediates are dramatically destabilized.^[5,6] In certain cases these bonds are sufficiently weakened such that they undergo spontaneous scission, resulting in the formation of two new intermediates: a neutral free radical

and a carbocation. While pioneering studies from Arnold,^[7] Floreancig,^[8] Mariano,^[9] and Albinì^[10] have demonstrated the feasibility and value of these methods, mesolytic cleavage-based strategies for simple carbocation generation remain underutilized.

To design a practical system for cation generation, we first sought to understand the molecular features that govern the efficiency of mesolytic cleavage. Foremost, to enable bond breaking, the strength of the scissile bond in the radical cation must be reduced to near 0 kcal mol^{−1}. The extent of bond weakening associated with one electron oxidation of any substrate can be readily calculated using the thermochemical cycle shown in Scheme 1. In this process, the difference in bond strengths between the neutral substrate and the radical cation is equal to the potential difference between the (R–X/R–X⁺⁺) and (R[•]/R⁺) couples ($\Delta\text{BDFE} = \Delta E^0$). As the potential required for cation reduction is decoupled from the identity of the dissociated radical fragment, the strength of the scissile bond in the radical cation is principally a function of two variables, namely the BDFE of the scissile bond in the starting material and the potential required for generation of the radical cation. From a synthetic perspective, we sought to design a system in which substrate oxidation would occur at a mild potential to ensure compatibility with more complex substrates and a wide range of nucleophiles. However, confining this couple to a less positive potential requires



- catalytic generation of carbocations under neutral conditions
- efficient coupling with a wide range of nucleophiles



Scheme 1. Reaction design and thermochemistry of bond weakening in radical cations. BDFE = bond dissociation free energy in kcal mol^{−1}.

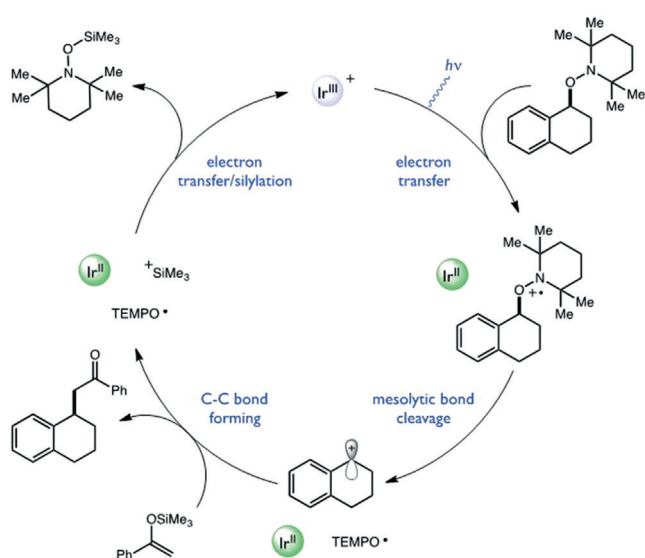
[*] Q. Zhu, E. C. Gentry, Prof. R. R. Knowles
Department of Chemistry, Princeton University
Princeton, New Jersey 08544 (USA)
E-mail: rknowles@princeton.edu
Homepage: <http://chemists.princeton.edu/knowles/>

Supporting information and the ORCID identification number(s) for the author(s) of this article can be found under:
<http://dx.doi.org/10.1002/anie.201604619>.

that the strength of the scissile bond in the starting material be weak, a feature which could potentially result in substrate instability.

In seeking to balance these competing requirements, we were drawn to the idea that alkoxyamines derived from TEMPO might be ideal substrates for mesolytic cleavage. As a result of the high stability of TEMPO radical, the C–O bond strengths in these compounds are unusually weak. For example, the benzylic C–O BDFE in the TEMPO adduct of isopropyl benzene is only 26 kcal mol^{−1},^[11] in comparison to a C–O BDFE of 81 kcal mol^{−1} for the corresponding tertiary benzylic alcohol.^[12] However, these adducts are also relatively robust and can typically be chromatographed and stored at room temperature for extended periods without decomposition. Moreover, the lone pair on nitrogen in these compounds can be oxidized at potentials significantly less positive ($E_{p/2} \approx 0.7$ V vs. Fc/Fc⁺ in MeCN) than those of many common nucleophiles, providing a possible mechanism for selective carbocation generation in their presence. These alkoxyamines are well known and have been extensively studied in the context of atom-transfer radical polymerization, but their use as cation precursors is, to the best of our knowledge, unprecedented.^[13]

To evaluate these ideas, we elected to explore the mesolytic cleavage of alkoxyamine **1** in the presence of silyl enol ether nucleophile **2** and a variety of visible light photoredox catalysts. In this process (Scheme 2), we imagined that the excited state of the catalyst would remove an electron from the nitrogen lone pair of **1**, resulting in the formation of a radical cation **1**^{•+}. As outlined above, the C–O bond strength in **1**^{•+} is expected to be weak,^[14] resulting in facile mesolytic cleavage to furnish a benzylic carbocation and TEMPO radical. Importantly, the cation and neutral radical are not expected to remain electrostatically associated in solution, which may increase both the lifetime and reactivity of the nascent electrophile. Trapping of the cation by **2** would follow, resulting in C–C bond formation. Reduction of TEMPO[•] by the reduced form of the photocatalyst and silyl transfer would



Scheme 2. Proposed catalytic cycle.

furnish product **3** and a silyl-TEMPO derivative, and return the active form of the redox catalyst. Notably, direct outer sphere electron transfer to reduce TEMPO[•] to TEMPO anion is very challenging ($E_{1/2} = -1.95$ V vs. Fc/Fc⁺ in MeCN).^[15] However, it is well-known that in the presence of protons this reduction step can occur via a PCET process at potentials that are significantly less negative.^[16] We reasoned that the silyl group may play a similar role, with silyl-coupled ET to TEMPO[•] resulting in direct formation of neutral closed shell TEMPO–SiR₃.

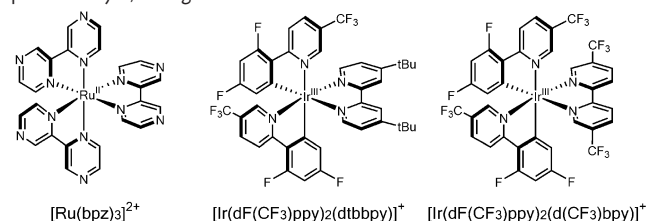
Preliminary experiments demonstrated that use of [Ru(bpy)₃](PF₆)₂ did not provide any product, consistent with the fact that its excited state reduction potential is 320 mV less positive than that of substrate **1** (Table 1, entry 1). Gratifyingly, the use of more oxidizing photocatalysts, such as [Ir(dF(CF₃)ppy)₂(dtbbpy)]PF₆ or [Ru(bpz)₃](BARF)₂ proved more effective, with the latter furnishing the desired product **3** in 73 % yield (entries 2,3). Further improvements were realized through use of [Ir(dF(CF₃)ppy)₂(d(CF₃)bpy)]PF₆ which provided **3** in 78 % yield (entry 5). A further evaluation of reaction solvents with [Ir(dF(CF₃)ppy)₂(d(CF₃)bpy)]PF₆ demonstrated that nitromethane was optimal, generating **3**

Table 1: Optimization studies.

Entry	Photocatalyst	E^0 (V vs. Fc) ^[a]	Solvent	Yield [%] ^[b]
1	[Ru(bpy) ₃](PF ₆) ₂	+0.39	CH ₂ Cl ₂	0
2	[Ir(dF-CF ₃ -ppy) ₂ (dtbbpy)]PF ₆	+0.28	CH ₂ Cl ₂	19
3	[Ru(bpz) ₃](BARF) ₂	+1.07	CH ₂ Cl ₂	73
4	2,4,6-triphenylpyrilium	+1.92	CH ₂ Cl ₂	7
5	[Ir(dF(CF ₃)ppy) ₂ (d(CF ₃)bpy)]PF ₆	+0.98	CH ₂ Cl ₂	78
6	[Ir(dF(CF ₃)ppy) ₂ (d(CF ₃)bpy)]PF ₆	+1.26	C ₆ H ₆	0
7	[Ir(dF(CF ₃)ppy) ₂ (d(CF ₃)bpy)]PF ₆	+1.26	dioxane	4
8	[Ir(dF(CF ₃)ppy) ₂ (d(CF ₃)bpy)]PF ₆	+1.26	DME	21
9	[Ir(dF(CF ₃)ppy) ₂ (d(CF ₃)bpy)]PF ₆	+1.26	TFE	40
10	[Ir(dF(CF ₃)ppy) ₂ (d(CF ₃)bpy)]PF ₆	+1.26	MeCN	43
11	[Ir(dF(CF ₃)ppy) ₂ (d(CF ₃)bpy)]PF ₆	+1.26	MeNO ₂	95

Entry	Change from best conditions (Entry 10)	Solvent	Yield [%] ^[b]
12	no light	MeNO ₂	0
13	no photocatalyst	MeNO ₂	0
14 ^[c]	HBF ₄ ·OEt ₂ (50 mol %)	MeNO ₂	0
15 ^[c]	TMSOTf (50 mol %)	MeNO ₂	7

[a] Reduction potentials of Mⁿ⁺/M^{n−1} redox couple in MeCN [b] Yields determined by GC analysis using internal standard Ph₂O. [c] No photocatalyst, no light.

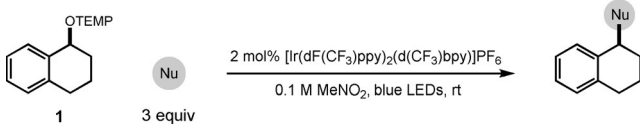


in 95 % yield after 12 hours at room temperature (entry 11). In control reactions lacking either the Ir photocatalyst or visible light irradiation no product formation was observed (entries 12,13). We also questioned whether silyl cations or Brønsted acids generated in situ during the course of the reaction might catalyze cation formation. However, addition of 50 mol % of either TMSOTf or $\text{HBF}_4 \cdot \text{Et}_2\text{O}$ to the reaction in the absence of photocatalyst resulted in 7 % and 0 % yields of product **3**, respectively (entries 14,15).

With these optimized conditions in hand, we next explored the scope of this process. Using alkoxyamine **1** as a model electrophile, together with 2 mol % $[\text{Ir}(\text{dF}(\text{CF}_3)\text{ppy})_2(\text{d}(\text{CF}_3)\text{bpy})]\text{PF}_6$ in MeNO_2 solution, we evaluated a diverse range of nucleophiles (Table 2). Along with **2**, numerous other silyl enol ethers and allyl silanes could be accommodated, furnishing alkylation products in good yields (**5–13**, 68–89 % yield). Similarly, a vinyl trifluoroborate salt was coupled successfully to furnish C–C coupled product **15** (61 % yield). Direct Friedel–Crafts arylation with an indole nucleophile was also successful (**17**, 82 % yield). Notably, within this set of carbon nucleophiles, three different electrophiles (silicon, boron, and proton) were all competent to facilitate TEMPO reduction and enable catalytic turnover. Turning our attention to heteroatom nucleophiles, we found that a variety of nitrogen groups could be introduced efficiently, including azide, methyl carbamate, and sulfonamide derivatives (**19**, **21**, **23**; 58–85 % yield). Also, aniline and diphenylamine nucleophiles reacted to furnish *N*-alkylated products **25** and **27** (67 % and 65 % yield), respectively. Alcohol nucleophiles were also examined with both cyclohexanol and *tert*-butanol providing C–O coupled compounds in good yields (**29** and **31**, 77 % and 82 % yield). Hindered ethers such as these are often challenging to form by classical methods, and suggest that this method may prove useful in the production of congested C–O linkages. Finally, we found that the reaction can also be adapted for use in intramolecular settings, as demonstrated by the etherification and arylation reactions leading to products **33** and **35**.

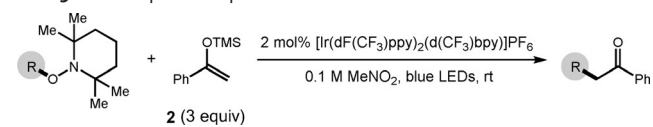
Next, we evaluated the scope of carbocations that can be generated using this method. Under the optimal conditions, a variety of cyclic and acyclic benzylic cations could be formed and subsequently alkylated with **2** (Table 3), furnishing products in good yields. In the acyclic series, both secondary and tertiary cations could be alkylated, as could a variety of substituted phenyl derivatives (**37–57**, 67–93 % yield). Perhaps unsurprisingly, arenes bearing strong electron-withdrawing groups were not amenable to carbocation formation using this procedure, though halogen substituents were readily accommodated. Allylic cations and oxocarbenium ions could also be generated and alkylated in good yields (**59** and **61**; 83 % and 55 % yield). Gratifyingly, even tertiary alkyl cations could be accessed using this method, as evidenced by the alkylation of both adamantyl and *tert*-butyl derived substrates, though the yield of the latter is likely diminished by competitive deprotonation of the cation intermediate (**63** and **65**; 85 % and 21 % yield). With respect to limitations, this method is currently unable to generate unstabilized secondary carbocations, such as the cyclohexyl cation, as their alkoxyamine precursors exhibit significantly

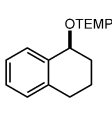
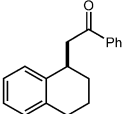
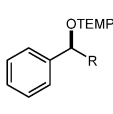
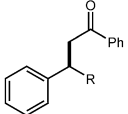
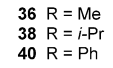

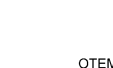

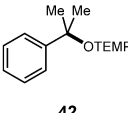
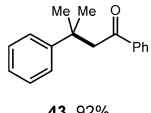
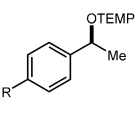
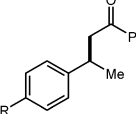
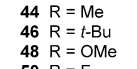

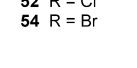

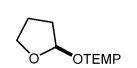
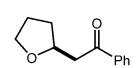
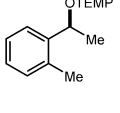
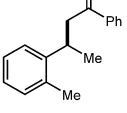

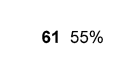
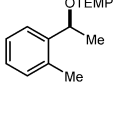
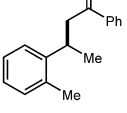


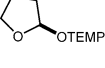
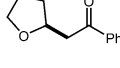


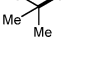
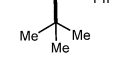
Table 2: Nucleophile scope.

			
Nucleophile	Product	Nucleophile	Product

[a] Reaction run on 0.5 mmol scale. Yields and diastereoselectivity are determined for isolated material following chromatography and are the average of two runs. [b] With electrophile **42**. [c] 6.0 equivalents of *tert*-butanol.

Table 3: Electrophile scope.

Reaction scheme: 

Electrophile	Product	Electrophile	Product
	 3 92%		 37 89%
			 39 71%
			 41 84%
	 43 92%		
		 45 90%	
			 47 91%
			 49 90%
			 51 93%
	 53 88%		 55 67%
	 57 88%		
	 59 83%		 61 55%
	 63 85%		 65 21% ^[b]

[a] Reaction run on 0.5 mmol scale. Yields are determined for isolated material following chromatography and are the average of two runs.
[b] GC yield.

stronger C–O bonds.^[11b] Efforts to address this limitation through variation of the key properties discussed above are currently ongoing.

To better understand the details of the oxidatively induced mesolytic cleavage step, we evaluated both of its constituent elementary steps. First, luminescence-quenching assays revealed concentration-dependent quenching of the excited state of $[\text{Ir}(\text{dF}(\text{CF}_3)\text{ppy})_2(\text{d}(\text{CF}_3)\text{bpy})]\text{PF}_6$ by alkoxyamine **1**, consistent with single-electron oxidation ($K_{\text{SV}}=86 \text{ L mol}^{-1}$). Thermodynamically, this electron transfer process is exergonic by 550 mV. Next, we studied the feasibility of C–O cleavage following one-electron oxidation using voltammetric techniques. Specifically, initial CV scans of substrate **1** in MeCN revealed an irreversible oxidation event at 0.71 V vs. Fc/Fc^+ , which was assigned to the oxidation of the nitrogen lone pair of **1**. However, the return scan in the reducing direction also exhibited a new peak at 0.21 V vs. Fc/Fc^+ .

Subsequent experiments demonstrated that this current feature occurs at an identical potential as the $\text{TEMPO}^\bullet/\text{oxoammonium}$ redox couple,^[15] suggesting that TEMPO^\bullet is generated in solution during the oxidative sweep. Together these results are consistent with a process wherein oxidatively induced mesolytic cleavage of the C–O bond occurs following single-electron oxidation of **1**. In support of this reasoning, the C–O BDE of **1**⁺ is calculated to be only 10 kcal mol^{-1} using the thermochemical cycle presented in Scheme 1. We also determined the quantum yield for the reaction of **1** with enolsilane **2** to be 0.43.

In conclusion, we have described a new photocatalytic method for accessing carbocation intermediates via the mesolytic cleavage of alkoxyamine radical cations. This process occurs under mild, Brønsted-neutral catalytic conditions and enables efficient alkylation reactions of a wide variety of nucleophiles. We are optimistic that this work will find use in complex settings that are not amenable to traditional cation generation processes, as well as lead to the rational design of new mesolytic cleavage partners with an expanded substrate scope.

Acknowledgements

We gratefully acknowledge the NIH (R01 GM120530) for support of this work. We also acknowledge Ryan Evans (Princeton) for the original synthesis of the Ir catalyst used in this work.

Keywords: alkoxyamines · carbocations · mesolytic cleavage · photoredox catalysis · radical cations

How to cite: *Angew. Chem. Int. Ed.* **2016**, 55, 9969–9973
Angew. Chem. **2016**, 128, 10123–10127

- [1] a) G. A. Olah, G. K. S. Prakash, *Carbocation Chemistry*, Wiley, Hoboken, **2004**; b) R. R. Naredla, D. A. Klumpp, *Chem. Rev.* **2013**, 113, 6905–6948.
- [2] a) K. Mori, S. Sueoka, T. Akiyama, *J. Am. Chem. Soc.* **2011**, 133, 2424–2426; b) H. Li, W. Li, W. Liu, Z. He, Z. Li, *Angew. Chem. Int. Ed.* **2011**, 50, 2975–2978; *Angew. Chem.* **2011**, 123, 3031–3034; c) J. Lv, Q. Zhang, X. Zhong, S. Luo, *J. Am. Chem. Soc.* **2015**, 137, 15576–15583; d) F. Zhang, S. Das, A. J. Walkinshaw, A. Casitas, M. Taylor, M. G. Suero, M. J. Gaunt, *J. Am. Chem. Soc.* **2014**, 136, 8851–8854; e) D. Nitsch, S. M. Huber, A. Pöthig, A. Narayanan, G. A. Olah, G. K. S. Prakash, T. Bach, *J. Am. Chem. Soc.* **2014**, 136, 2851–2857; f) M. Rueping, U. Uria, M.-Y. Lin, I. Atodiresei, *J. Am. Chem. Soc.* **2011**, 133, 3732–3735.
- [3] For a remarkable recent example, see: R. P. Loach, O. S. Fenton, M. Movassaghi, *J. Am. Chem. Soc.* **2016**, 138, 1057–1064.
- [4] a) K. Brak, E. N. Jacobsen, *Angew. Chem. Int. Ed.* **2013**, 52, 534–561; *Angew. Chem.* **2013**, 125, 558–588; b) M. Mahlau, B. List, *Angew. Chem. Int. Ed.* **2013**, 52, 518–533; *Angew. Chem.* **2013**, 125, 540–556; c) R. J. Phipps, G. L. Hamilton, F. D. Toste, *Nat. Chem.* **2012**, 4, 603–614; d) N. Mittal, K. M. Lippert, C. Kant-a De, E. G. Klauber, T. J. Emge, P. R. Schreiner, D. Seidel, *J. Am. Chem. Soc.* **2015**, 137, 5748–5758.
- [5] A. D. McNaught, A. Wilkinson, *IUPAC. Compendium of Chemical Terminology*, 2nd ed., Blackwell Scientific Publications, Oxford, **1997**.

- [6] a) M. Schmittel, A. Burghart, *Angew. Chem. Int. Ed. Engl.* **1997**, 36, 2550–2589; *Angew. Chem.* **1997**, 109, 2658–2699; b) E. R. Gaillard, D. G. Whitten, *Acc. Chem. Res.* **1996**, 29, 292–297; c) P. Maslak, J. N. Narvaez, *Angew. Chem. Int. Ed. Engl.* **1990**, 29, 283–285; *Angew. Chem.* **1990**, 102, 302–304; d) E. Baciocchi, M. Bietti, O. Lanzalunga, *Acc. Chem. Res.* **2000**, 33, 243–251; e) M. Fagnoni, D. Dondi, D. Ravelli, A. Albin, *Chem. Rev.* **2007**, 107, 2725–2756.
- [7] a) R. M. Borg, D. R. Arnold, T. S. Cameron, *Can. J. Chem.* **1984**, 62, 1785–1802; b) R. Popielarz, D. R. Arnold, *J. Am. Chem. Soc.* **1990**, 112, 3068–3082.
- [8] a) V. S. Kumar, P. E. Floreancig, *J. Am. Chem. Soc.* **2001**, 123, 3842–3843; b) P. E. Floreancig, *Synlett* **2007**, 2, 0191–0203; c) L. Wang, J. R. Seiders, P. E. Floreancig, *J. Am. Chem. Soc.* **2004**, 126, 12596–12603.
- [9] a) S. H. Lim, K. Nahm, C. S. Ra, D. W. Cho, U. C. Yoon, J. A. Latham, D. Dunaway-Mariano, P. S. Mariano, *J. Org. Chem.* **2013**, 78, 9431–9443; b) D. W. Cho, U. C. Yoon, P. S. Mariano, *Acc. Chem. Res.* **2011**, 44, 204–215.
- [10] a) M. Fagnoni, A. Albin, *Acc. Chem. Res.* **2005**, 38, 713–721; b) S. Protti, D. Ravelli, B. Mannucci, A. Albin, M. Fagnoni, *Angew. Chem. Int. Ed.* **2012**, 51, 8577–8580; *Angew. Chem.* **2012**, 124, 8705–8708; c) E. Fasani, M. Mella, A. Albin, *J. Chem. Soc. Perkin Trans. 2* **1995**, 449–452.
- [11] a) T. Kothe, S. Marque, R. Martschke, M. Popov, H. Fischer, *J. Chem. Soc. Perkin Trans. 2* **1998**, 1553–1560; b) P. Marsal, M. Roche, P. Tordo, P. de Sante Claire, *J. Phys. Chem. A* **1999**, 103, 2899–2905.
- [12] Y.-R. Luo, *Comprehensive Handbook of Chemical Bond Energies*, CRC Press, Boca Raton, **2007**, pp. 323.
- [13] C. J. Hawker, A. W. Bosman, E. Harth, *Chem. Rev.* **2001**, 101, 3661–3688.
- [14] C–O Bond strength calculated from the equation in Scheme 1, oxidative potential of radical to cation from: D. D. M. Wayner, D. J. McPhee, D. Griller, *J. Am. Chem. Soc.* **1988**, 110, 132–137.
- [15] J. J. Warren, T. A. Tronic, J. M. Mayer, *Chem. Rev.* **2010**, 110, 6961–7001.
- [16] J. J. Warren, J. M. Mayer, *J. Am. Chem. Soc.* **2011**, 133, 8544–8551.

Received: May 11, 2016

Published online: July 12, 2016